

# Stoelting Co. **instruction MANUAL**

New Standard Stereotaxic Instrument  
Product Number 51500



U.S. & CANADA  
820 Wheat Lane • Wood Dale  
Illinois • 60191 • U.S.A.



EUROPE  
Ground floor, Hilton House • 3 Ardee Road  
Rathmines, Dublin 6 • IRELAND

[www.StoeltingCo.com](http://www.StoeltingCo.com)

## New Standard Stereotaxic Instrument

### Product Number 51500

Stoelting's New Standard Stereotaxic Instrument is the most innovative stereotaxic instrument on the market, accommodating Mice and Rats on the same baseplate. Each instrument is designed with a laser engraved grid for visual alignment of ear and nose bar posts and includes a manipulator arm designed with accurate to 100 micron, 80mm of ventral/dorsal, medial/lateral and anterior/posterior travel, absolute lock at 90° ventral/dorsal and brass-bushings for electrical grounding. Available as dual (51503), ultra-precise (51500U), digital (51500D), and motorized (51500M).




### New Standard Stereotaxic Instrument Features:

- Vertically-adjusting ear and nose bar posts
- Horizontally-adjusting ear and nose bar posts
- Designed for both Mice and Rats
- No U-frame, maximizing operating space
- Puncture and Non-puncture Ear Bars

# New Standard Stereotaxic Instrument Anatomy



## Adaptors and Ear Bars



## Instructions for Use

### I. Attaching 2-Axes Manipulator Arm (Dorsal/Ventral, Medial/Lateral Axes) to the Anterior/Posterior Axes.

Attach the 2-axes manipulator arm to the A/P drive affixed to the frame of the stereotaxic base. Position the arm such that the number scale on the swivel faces out, toward the user. Adjust the thumbscrew located on the swivel to secure the 2-axes manipulator arm to the A/P drive.



Adjust the thumbscrew to secure the position of the manipulator arm to the A/P drive

51605 Standard Manipulator Arm,  
2-axes, Left (shown above)




51604 Standard Manipulator Arm,  
3-axes, Left (shown above)

### II. Reading Vernier Scales

Along each axes, there are two scales: a longer, main scale graduated in millimeters, and a shorter vernier scale, which is 9 mm long and graduated in 0.9 mm increments. The main scale graduation provides the whole number digits of the reading. Only one line on the vernier scale will appear to be exactly aligned with a line on the main scale. This line on the vernier scale gives the tenths value, as 10.1, as the number on the main scale it lines up with. If the zero on the vernier lines up exactly, the tenths value is 0, as 10.0.

### III. Securing Ear Bars


Place ear bars in the appropriate position. Secure the ear bars to the frame by adjusting the provided thumbscrews (black circle).



Adjust set screws and insert ear bars

### IV. Adjusting Post Position


Ear bar and nose posts are adjustable. To adjust position of each post, loosen the set screws on each side of the posts (black circle), move to position and tighten. To vertically adjust the ear bar posts, turn the screw at the top of each post (red circle). To adjust the position of the adaptor, loosen the screw at the top of the adaptor (blue circle), slide to position and retighten the screw.





## V. Alternating Adaptors and Ear Bars

To use the New Standard Stereotaxic Instrument with Mice (or Rat), remove the rat adaptor by loosening the same screw for vertical adjustment and slide the adaptor from the post. Slide the Mouse (or Rat) adaptor onto the post and tighten screw to hold position. Remove Rat (or Mouse) ear bars by loosening ear bar screws (black circle). Replace with Mouse ear bars and tighten screws to hold ear bars in place.



51501 Rat Configuration shown  
with Rat Adaptor and Rat Ear Bars



51501 Mouse Configuration shown  
with Mouse Adaptor and Mouse  
Ear Bars

## Servicing

For stereotaxic servicing, the 3-axis manipulator arm (dorsal/ventral, medial/lateral and anterior/posterior drives) should be returned to Stoelting headquarters located in Wood Dale, IL, USA. The minimum cost for servicing is \$350.00 per manipulator arm though additional costs may be incurred depending on the condition of the equipment. Upon receipt of the equipment, the manipulator arm will be evaluated and a final estimate provided prior to initiation of any repairs. The approximate time to complete repairs is 6-8 weeks. Please contact [Returns@StoeltingCo.com](mailto>Returns@StoeltingCo.com) to request a Return Materials Authorization (RMA) prior to returning any equipment to Stoelting Co. All items returned without an RMA will be returned to sender.

## Ordering Information

<b>51500</b>	New Standard Stereotaxic Instrument for Mice and Rats
<b>51501</b>	New Standard Stereotaxic Instrument for Mice and Rats-Baseplate
<b>51503</b>	Dual New Standard Stereotaxic Instrument for Mice and Rats
<b>51500U</b>	Ultra-Precise New Standard Stereotaxic for Mice and Rats
<b>51500D</b>	Digital New Standard Stereotaxic for Mice and Rats
<b>51500M</b>	Motorized New Standard Stereotaxic for Mice and Rats

## Accessories

<b>Product Number</b>	<b>Description</b>
51659	Rat Adaptor
51660	Mouse Adaptor
51616	Dual Sided Rat Ear Bars
51617	Dual Sided Mouse Ear Bars
51647	Jaw Cuff Holders
51631	Standard Probe Holder
51633	Syringe Holder (optional)
51636	Cannula Holder (optional)
51630	Drill Holder (optional)

## Warranty

Stoelting warrants its products against defects in materials and workmanship according to the following schedule:

<b>ITEM</b>	<b>WARRANTY PERIOD</b>	
	<b>Materials</b>	<b>Labor</b>
ELECTRONIC CIRCUITRY (microprocessors, resistors transistors, integrated circuits, etc.)	1 YEAR	1 YEAR
MECHANICAL AND ELECTROMECHANICAL PARTS (meters, switches, etc.)	1 YEAR	1 YEAR
ELECTRODES, FILAMENTS, CABLES, AND ALL OTHER ACCESSORIES	30 DAYS	30 DAYS



Stoelting will, at its option, repair or replace defective items within the specified warranty period. Modifying or tampering with the instrument or non-factory authorized service during the warranty period will invalidate the warranty. Shipping costs both to and from the Stoelting Repair Department will be borne by the customer.

**THIS WARRANTY IS IN LIEU OF ALL OTHER WARRANTIES, EXPRESSED OR IMPLIED. STOELTING SHALL NOT IN ANY EVENT BE LIABLE FOR INCIDENTAL OR CONSEQUENTIAL DAMAGES, RESULTING FROM THE USE OR MISUSE OF ITS PRODUCTS.**

## Contact Information



Stoelting Co.  
620 Wheat Lane  
Wood Dale, IL 60191  
USA  
Phone: 1-800-860-9775  
Fax: 630-860-9775  
Email: [Neuro@StoeltingCo.com](mailto:Neuro@StoeltingCo.com)



Stoelting Europe  
Ground floor, Hilton House, 3 Ardee Road  
Rathmines, Dublin 6  
Ireland  
Phone: +353 1 524 2200  
Fax: +353 1 443 0784  
Email: [Info@StoeltingEurope.com](mailto:Info@StoeltingEurope.com)



Stoelting India  
Gentech Marketing & Distribution Pvt Ltd  
B116 & B117 ,R G Complex  
D B Gupta Road  
Motia Khan, New Delhi 110055  
Phone: +91-11-41450265 or +91-0-9871402197  
Email: [gentechmd@yahoo.com](mailto:gentechmd@yahoo.com)