







# IV. Pattern Board Subtest

## Directions

1. Consult manual for administration directions.
2. Indicate if design was correctly constructed with Y/N under Reproduction.
3. Circle the correct number of points to award if correctly completed, based on time limits.
4. Sum Total Points; record as Pattern Board Raw Score.

Pattern Number	Time Limits (in seconds)		Points for Correct Patterns within Time		
	Study	Reproduction	< Limit	16"-30"	0"-15"
Sample 	30	30			
1) 	30	30	1		
2) 	60	60	1		
3) 	60	60	1		
4) 	60	60	1	2	
5) 	60	60	1	2	
Pattern Number	Time Limits (in seconds)		Points for Correct Patterns within Time		

# IV. Pattern Board Subtest page 2

		Study	Reproduction	< Limit	16"-30"	0"-15"
6)		60	60	1	2	3
7)		60	60	1	2	3
8)		60	60	1	2	3
9)		60	60	1	2	3
10)		60	60	1	2	3

**Pattern Board Raw Score:**

Max Score = 22